

SUMMER REVIEW

ELA SKILLS

First Grade

The collage features several educational worksheets:

- Making Words:** A worksheet with a campfire illustration and instructions to write smaller words from the word 'campfire' in the flames. It includes a color-by activity for the campfire.
- ABC Ice-Cream:** A worksheet where students cut and paste ice cream flavors (Vanilla, Cotton Candy, Oreo, Rainbow, Bubblegum, Espresso, Fudge Ripples, Green Monster) into a grid in ABC order.
- Summer Time:** A coloring page with the text 'SUMMER TIME vacation' and a sun icon.
- Noun, Verb and Adjective:** A worksheet with a grid of six illustrations (a tent, a boy peeking, a boy on a boat, a boy on a seesaw, a boy and girl talking, and a boy with a hot dog) and a list of words to identify as nouns (N), verbs (V), or adjectives (A). The words listed are: bear, peek, silently, Frutti Tutti, Cake Batter, Almond, Lemon, Rock Road, Bear Claw, Cotton Candy, Licorice, Apple pie, French Vanilla, and Banana Split.
- Summer Splash:** A worksheet with a grid for writing words related to summer.

In the center of the collage is a cartoon illustration of a boy with dark skin, wearing a red tank top with a white and blue zigzag pattern, blue shorts, black flippers, and yellow goggles. He is standing on a blue puddle of water.



Making words.....	4-6
Word search.....	7, 8
Unscramble the sentence.....	9
ABC order.....	10-14
Facts and opinions.....	15-16
Subject and predicate.....	17-18
Noun, Verbs and Adjectives.....	19-39
Compound words.....	40-41
Contractions.....	42
L, R, S blends.....	43-45
Long vowel.....	46-51
Secret Sight words.....	52-54
Sight Word Practice.....	55-65
Sentence Editing.....	66-67
Letter to a friend.....	68-69
Writing prompt.....	70-76

Summer Review

ELA Skills



Name: _____




Name: _____

Making Words



How many smaller words can you make from the word campfire. Try to write your words in campfires.



Color the campfires:

2-letter words: Color them yellow.


3-letter words: Color them orange.

4-letter words: Color them red.

5-letter or more words: Color them blue.

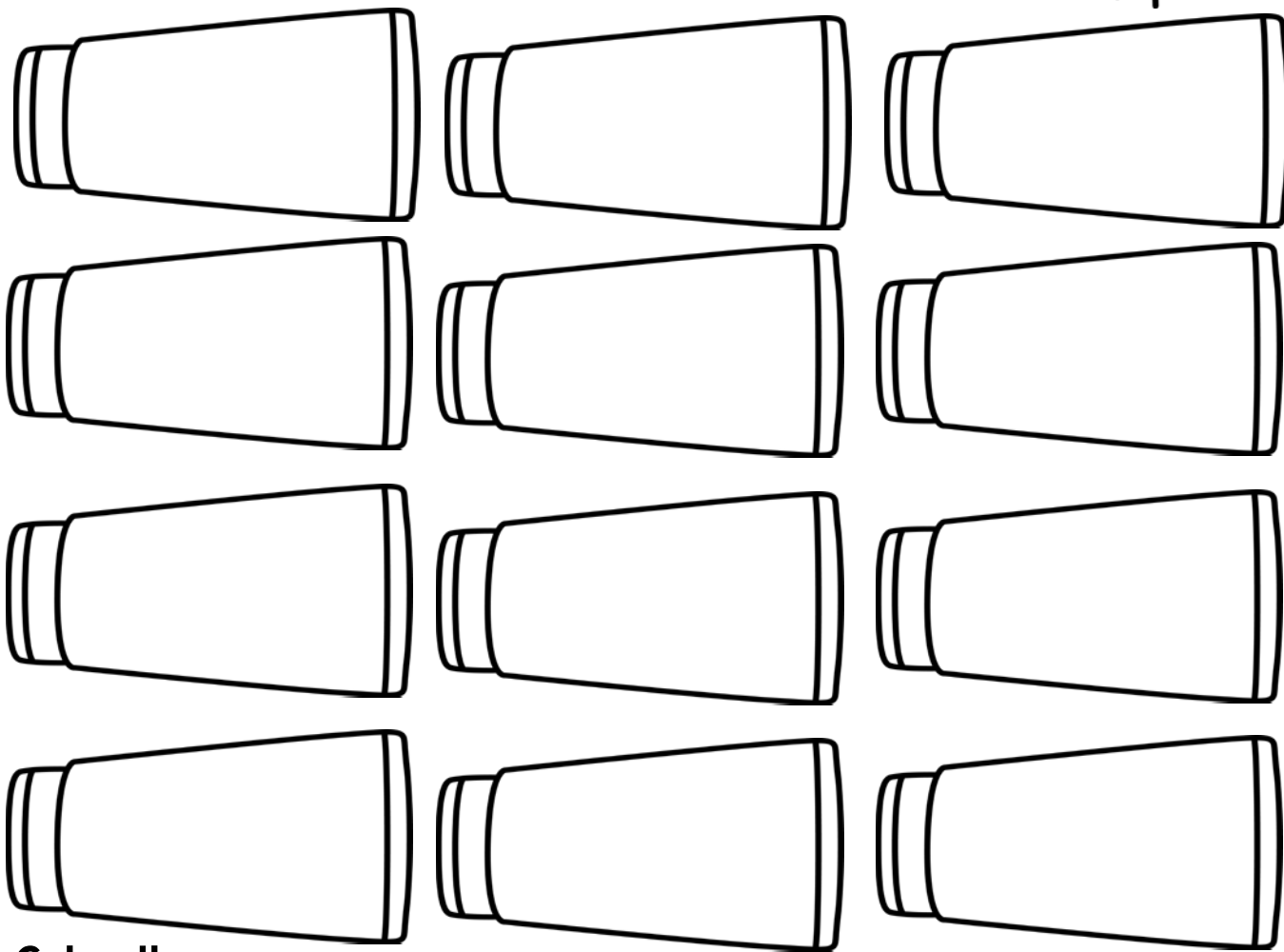
c a m p f i r e

Name: _____



Making Words

How many smaller words can you make from the word sunscreen. Try to write your words in sunscreen creams.



Color the sunscreen creams:

2-letter words: Color them yellow.

3-letter words: Color them orange.

4-letter words: Color them green.

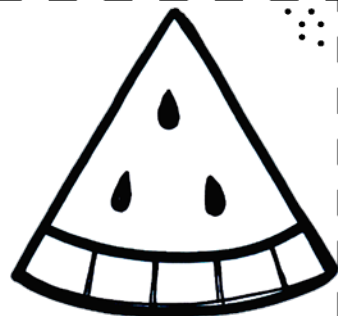
5-letter or more words: Color them red.

s u n s c r e e n

Name: _____

Making Words

How many smaller words can you make from the word watermelon. Try to write your words in watermelons.



Color the watermelons:

2-letter words: Color them blue.

3-letter words: Color them purple.

4-letter words: Color them green.

5-letter or more words: Color them red.

w a t e r m e l o n

Name: _____

SUMMER SPLASH

Find summer words hidden in the puzzle below.

June

sunglasses

baseball

bikes

picnic

ice cream

shorts


July

beach

carnival

sunny

flip flops



J f l i p f l o p s

u c a r n i v a l p

n s h o r t s n t s



e p w r s v z w s u

o i t f t l b s u n



i c e c r e a m n g

p n u t g h s t n l



b i v s p t e r y a

i c n t w r b o m s

k h r h b e a c h s

e o y p a b l m r e

s J u l y c l d n s



Name: _____

CAMPING WORDS



© Little Achievers, 2016

Find summer vacation words hidden in the puzzle below.


vacation backpack campfire fun swimming

boats sand trip s'mores camping

sleeping bag flash light beach tents baseball



b a s e b a l l k n c
v b w p w t s n c m d
a e i b l r w z a l f
c a m p f i r e m g l
a c m a s p o t p b a
t h i u m y b e i a s
i h n s a n d n n c h
o a g n s t p t g k l
n s m o r e s s s p i
s l e e p i n g b a g
a b c i j f u n t c h
b o a t s o n z y k t



Name: _____

Write and Color

Reorder the following words to make a meaningful sentence. Write the sentence neatly. Color the picture.

are	having	by	fun	campfire.	the	We
-----	--------	----	-----	-----------	-----	----



Name: _____

SUMMER ABC



Cut out the pictures from the next page, sort them, and paste them here in ABC order.



SUMMER ABC

Cut, sort, and paste the words in ABC order.

flip flops



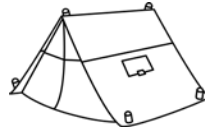
fish



bucket



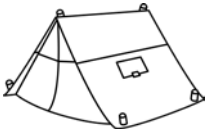
thermos



fun



lantern



hook



sunglasses



umbrella



shells



pier



ice cream



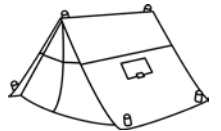
shorts



crab



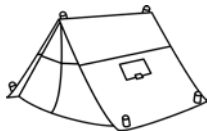
flashlight



vacation



canoe



sand



lemonade



vest



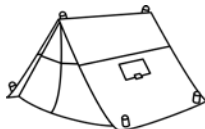
flippers



outdoor



campfire



hat



picnic




Name: _____

ABC Ice-Cream

Write the flavors of ice-creams in ABC order. Color the flavors as you write them.

1. _____
2. _____
3. _____
4. _____
5. _____
6. _____
7. _____
8. _____
9. _____
10. _____
11. _____
12. _____



Name: _____

SUMMER

Facts

A fact is a statement that can you can prove.



Opinions


An opinion is how you feel about something.

Read each sentence below and tell if it's a fact (F) or an opinion (O).
Color the correct glass.

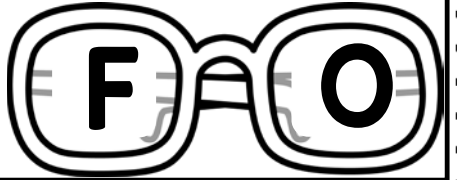
Swimming is a good way to keep fit.




Camping is the best outdoor activity.




Watermelons is the best fruit on a summer day.




The days are warm and long in the summer season.



Summer is better than winter.



Summer follows Spring.



Name: _____

SUMMER



Facts and Opinions

Cut and paste the facts and opinions in the correct column.

Facts

Opinions

The sun sets late in the summer.

Baseball is the best game.

Watermelon is the sweetest fruit.

Many plants grow the most during the summer season.

Bike riding is so much fun.

The weather gets warm and sunny in summer.

Swimming is a water sport.

Summer is the best season of all.

Name: _____

Subject and Predicate

The subject of a sentence tells whom or what the sentence is about.

The predicate tells what the subject is or what it does.

Match each picture of the subject with its predicate. Write the complete sentences on the next page.



1. gives us heat.



2. protect our eyes.



3. is in the bucket.




4. have small dots.



5. has a little flag.



6. is behind the tent house.




7. are in the boat.



8. is standing with the palm tree.

Name: _____



Subject and Predicate

1. The sun gives us heat.

2.

3.

4.

5.

6.

7.





8.

Name: _____

Collecting Nouns

Read the noun on each shell. Then identify and color the noun words using the color code.

Make your own color code using 3 different colors.



Name: _____

Nouns: Make it More


Trace the noun and write the plural form for each noun.



ball



popsicle



tree



truck



animal




flip flop



pail



shovel



shell



castle



Name: _____

Nouns: Make it More

Write the plural form for each of the noun below.



box

glass

fox

class

bush

bus

bench

dress

branch

beach

flash

dish

match

watch


Name: _____

COMMON & PROPER NOUNS

Identify the common and proper nouns.

Color the common nouns yellow

Color the proper nouns pink.



Common nouns are used for a class of person, place, or thing. These are not capitalized unless they begin a sentence.

books	Mt. Everest	tea	
Pacific Ocean	rabbit	Einstein	
Disneyland	Jackson	lemon	
city	plane	Walmart	woman
		Kit-Kat	Martha
		ocean	Mt. Rushmore
		Como Lake	fireman
		newspaper	Peppa Pig
		store	Spain
		McDonalds	lake

A proper noun is used for a specific person, place or thing. It begins with a capital letter.


Name: _____

Nouns and Pronouns

Cut, sort and paste the words in the correct column.



noun



pronoun

--

--

kids

you

crayons

us

London

we

people

they

Jenny

she

cats

it

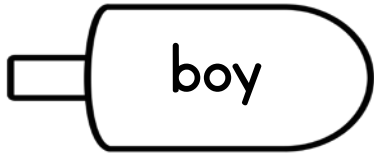
uncle

he

Name: _____

Common Nouns & Proper Nouns

Read common noun on each popsicle. Write two proper nouns for each word.



Smith

David



Name: _____

Proper Nouns

Proper noun names a specific person, place, or thing.
It begins with a capital letter.

Circle the proper noun in each sentence. Write the proper noun on the line.

1. We will go to the beach on saturday.

2. Disneyland is a fun place.

3. Tom lives in canada.

_____, _____

4. Aunt kelly will come to meet us in july.

_____, _____

5. Victor will eat a burger from burger king.

_____, _____

6. Leah lives in boston.

_____, _____

7. David baked a cake for kenny's birthday party.

_____, _____



Name: _____

Nouns & Pronouns

- A noun is a name for a person, place or thing.
- A pronoun is a word that takes the place of a noun.

Complete each sentence below using the correct pronoun.




1. Mike was hungry. _____ ate an apple.
2. I have ten flowers. _____ are all red.
3. Where is Kelly? I want to see _____?
4. John is writing a story. _____ will read it to me.
5. Mom gave us some candies. _____ all shared them.
6. I looked for the pen, but I could not find _____.
7. Monica went to the beach yesterday. _____ had a lot of fun there.
8. John, Sam and Kate like playing basket ball. _____ practice it everyday.

Name: _____

Fishing for Nouns and Verbs

Color all the noun words red and verb words blue.



run

school

see

dogs

mall

sleep

Smith

speak

make

dress

hop

snacks

read

boxes

wash

hills

lawn

fish

eat

walk

play

jump

room

apples

Name: _____

Nouns and Verbs

Write the nouns and verbs into the correct column.



© Little Achievers, 2016.

1. _____
2. _____
3. _____
4. _____
5. _____
6. _____
7. _____
8. _____
9. _____
10. _____
11. _____
12. _____

1. _____
2. _____
3. _____
4. _____
5. _____
6. _____
7. _____
8. _____
9. _____
10. _____
11. _____
12. _____

Name: _____



Sailing for Nouns and Adjectives

Color all the nouns green and adjectives yellow.

nice hard tree windy wood

milk bunny soft girl

friends fast ball cold quick

sour spoon pretty toys

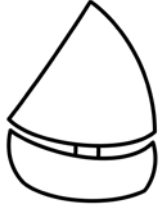
street tall doctor rough farm

Name: _____




Nouns and Adjectives

Write the nouns and adjectives into the correct column.



Nouns



Adjectives

1. _____
2. _____
3. _____
4. _____
5. _____
6. _____
7. _____
8. _____
9. _____
10. _____
11. _____
12. _____

1. _____
2. _____
3. _____
4. _____
5. _____
6. _____
7. _____
8. _____
9. _____
10. _____
11. _____
12. _____

Name: _____

Let's go walking!

Verb and Adjectives




Color all the verbs blue and adjectives orange.

A collection of flip-flops arranged in a grid-like pattern. Each flip-flop has a word written on it. The words are: walk, sharp, young, wet, bright, climb, deep, hold, drink, roar, call, sticky, happy, quick, bake, brush, green, dance, and funny.

Name: _____

Verbs and Adjectives

Write the verbs and adjectives into the correct column.



Verbs



Adjectives

1. _____

2. _____

3. _____

4. _____

5. _____

6. _____

7. _____

8. _____

9. _____

10. _____

1. _____

2. _____

3. _____

4. _____

5. _____

6. _____

7. _____

8. _____

9. _____

10. _____

Name: _____

Parts of Popsicles


Read each word on the popsicle. Then identify and lightly color the words using the color code.



nouns



verbs



adjectives



Color the sticks yellow.

boy
play
pretty

big
teacher
sing

sleep
long
cat

lion
jump
tall

rough
farmer
write

make
black
John

New York
find
small

sunny
Mrs. Kal
see


run
sweet
beach

chair
read
happy

PARTS OF SPEECH


Name: _____

Fill up the popsicles with noun, verb and adjective words.




A large, rounded rectangular shape representing the body of a popsicle, intended for writing a noun.

NOUN



A large, rounded rectangular shape representing the body of a popsicle, intended for writing a verb.

VERB




A large, rounded rectangular shape representing the body of a popsicle, intended for writing an adjective.

ADJECTIVE

Name: _____

Noun, Verb and Adjective

Write a noun (N), verb (V) and adjective (A) word for each picture below.



N: sun

V: shine

A: bright



N: _____

V: _____

A: _____



N: _____

V: _____

A: _____



N: _____

V: _____

A: _____



N: _____

V: _____

A: _____



N: _____


V: _____

A: _____

Name: _____

Noun, Verb and Adjective

Write a noun (N), verb (V) and adjective (A) word for each picture below.



N: bear

V: peek

A: silent



N: _____

V: _____


A: _____



N: _____

V: _____

A: _____



N: _____

V: _____

A: _____



N: _____

V: _____

A: _____



N: _____

V: _____

A: _____


Name: _____

VERBS

Present, Past, & Future

Read each verb below.


Use the color code to color the marshmallows.



Present



Past



Future



came

cry

threw

will
bake

learn

roast

paid

will
read

ride

ran

laugh

will
speak

took

will eat

know

wrote

will
wash

will
race

go

ate

paint

carried


try

went

will
cook

Name: _____

Verbs: Present, Past, & Future



Write the missing tense of each verb.

PRESENT**PAST****FUTURE**

look

looked

will look

smiled

talk

will walk

pushed

want

will cook

played


bake

will paint

Name: _____

VERBS

Present, Past, & Future



Write a sentence using an action verb in the correct tense.

1. read (present tense)

.....

.....

2. come (past tense)

.....

.....

3. sing (future tense)

.....

.....


4. play (present tense)

.....

.....

Name: _____

Compound Words



Write the two words that make each compound word. Use the word bank.


sunscreen	watermelon	swimsuit	sunglasses
sandcastle	seashells	campfire	flashlight



_____ = _____ + _____



_____ = _____ + _____



_____ = _____ + _____




_____ = _____ + _____



_____ = _____ + _____



_____ = _____ + _____



_____ = _____ + _____









_____ = _____ + _____







Name: _____







Compound Words















Color the pairing sleeping bags to make compound words in each box. Use different colors for each set of compound words.







 pan	 man
 fire	 ball
 foot	 cake

 lip	 pack
 hot	 dog
 back	 stick

 rain	 glasses
 sun	 side
 out	 bow


 bath	 fly
 sand	 tub
 butter	 castle

 dog	 ball
 fish	 house
 snow	 bowl


 pop	 bug
 pea	 pod
 lady	 corn


Name: _____


Contractions

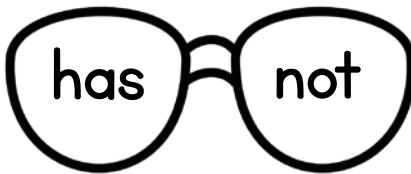


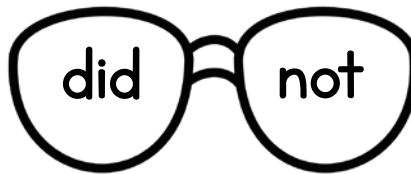
Write the contraction for each pair of words.







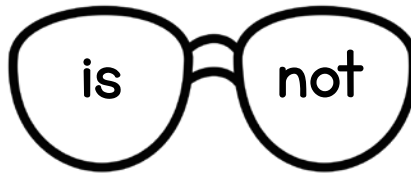


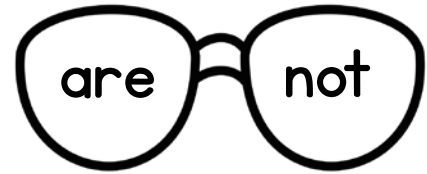


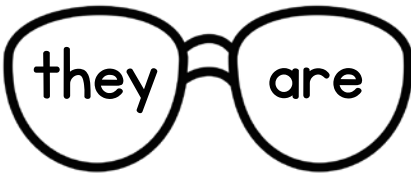

















Name: _____

L Blends



Write the beginning blend for each picture.


Read the word.




___oves



___eep



___ue



___ower



___ock



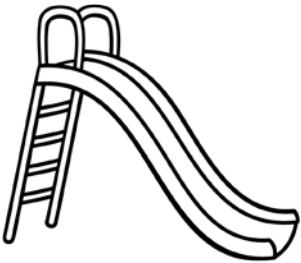
___ant




___oud




___ender



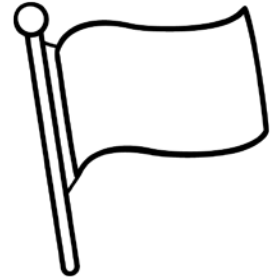
___ide



___ocks



___ug




___ag

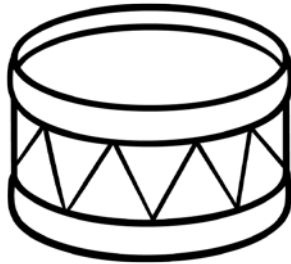
Name: _____

R Blends

Write the beginning blend for each picture. Read the word.



___ab



___um



___oom




___ince




___occoli



___uits




___ain




___apes




___agon



___og



___etzel





___own


Name: _____

S Blends

Write the beginning blend for each picture. Read the word.



___ider




___ar



___ake



___irt




___arecrow



___all



___i




___orpion



___ail



___im




___ile



___oon

Name: _____



Long Vowels

Color the long vowel words according to the color code.

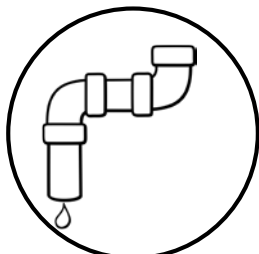


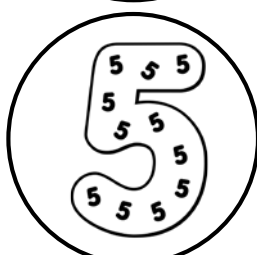

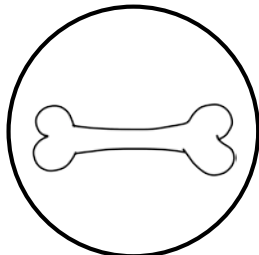


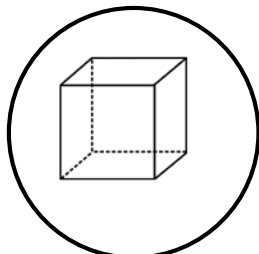





Long a

Long e

Long i

Long o

Long u



Name: _____

Long a Words

Write the correct word for each picture. Then write the word that rhymes with it. Use word bank for help.



WORD BANK

- | | |
|-------|-------|
| cape | rain |
| tail | paint |
| hay | wake |
| flame | skate |



rhymes with



rhymes with



rhymes with



rhymes with



rhymes with



rhymes with



rhymes with



rhymes with

Name: _____

Long e Words

Write the correct word for each picture. Then write the word that rhymes with it. Use word bank for help.



WORD BANK

meat read
peel hockey
beach team
tea sunny



rhymes with



rhymes with



rhymes with



rhymes with



rhymes with



rhymes with



rhymes with



rhymes with

Name: _____

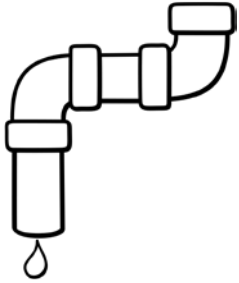
Long i Words

Write the correct word for each picture. Then write the word that rhymes with it. Use word bank for help.



WORD BANK

hive fire
kite tie
pipe night
cry hide



rhymes with




rhymes with



rhymes with



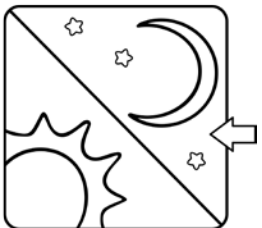
rhymes with



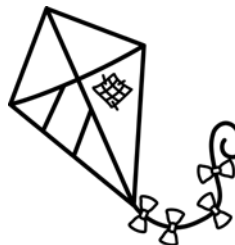
rhymes with



rhymes with



rhymes with



rhymes with

Name: _____


Long o Words

Write the correct word for each picture. Then write the word that rhymes with it. Use word bank for help.



WORD BANK


cone road
rope toast
hole vote
rose bow




rhymes with




rhymes with



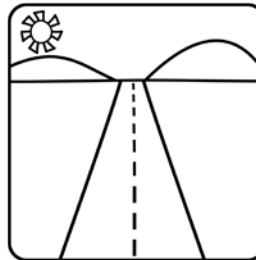
rhymes with




rhymes with



rhymes with



rhymes with



rhymes with




rhymes with

Name: _____

Long u Words

Write the correct word for each picture. Then write the word that rhymes with it. Use word bank for help.




WORD BANK

tube	huge
fuel	glue
dude	tune
new	mute



rhymes with



rhymes with




rhymes with



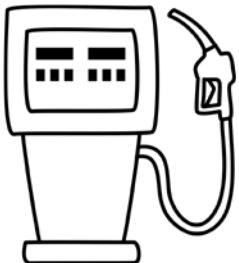
rhymes with



rhymes with



rhymes with



rhymes with










rhymes with

Name: _____

Camping for Sight Words

Write the first letter of each picture to decode the sight word.

Then color the sleeping bag.





Name: _____

Let's collect some sight words!

Write the first letter of each picture to decode the sight word.

Then color the seashell.

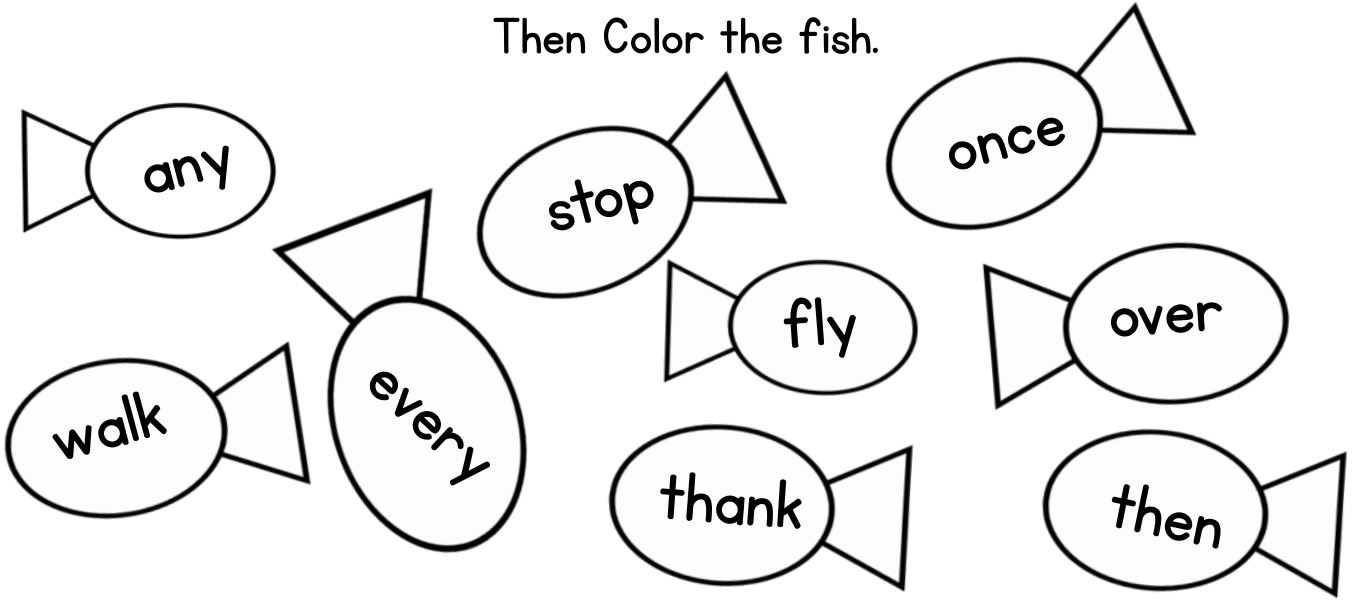











Name: _____

Fishing for Sight Words

Write the first letter of each picture to decode the sight word.

Then Color the fish.





after

's

**Colorful
Sight Word
BOOK**

I used three colors to write
each word.




again

an



any

Handwriting practice lines for the word 'any', consisting of three sets of solid top and bottom lines with a dashed middle line.



ask

Handwriting practice lines for the word 'ask', consisting of three sets of solid top and bottom lines with a dashed middle line.



as

Handwriting practice lines for the word 'as', consisting of three sets of solid top and bottom lines with a dashed middle line.




by

Handwriting practice lines for the word 'by', consisting of three sets of solid top and bottom lines with a dashed middle line.



could

Handwriting practice lines for the word 'could', consisting of three sets of solid top and bottom lines with a dashed middle line.



every

Handwriting practice lines for the word 'every', consisting of three sets of solid top and bottom lines with a dashed middle line.



fly

Handwriting practice lines for the word 'fly', consisting of three sets of solid top and bottom lines with a dashed middle line.




from

Handwriting practice lines for the word 'from', consisting of three sets of solid top and bottom lines with a dashed middle line.



give

Handwriting practice lines for the word 'give', consisting of four sets of three horizontal lines (top, middle dashed, bottom).



going

Handwriting practice lines for the word 'going', consisting of four sets of three horizontal lines (top, middle dashed, bottom).



had

Handwriting practice lines for the word 'had', consisting of four sets of three horizontal lines (top, middle dashed, bottom).




has

Handwriting practice lines for the word 'has', consisting of four sets of three horizontal lines (top, middle dashed, bottom).



her

Handwriting practice lines for the word 'her', consisting of two sets of three horizontal lines (top, dashed middle, bottom).



him

Handwriting practice lines for the word 'him', consisting of two sets of three horizontal lines (top, dashed middle, bottom).



his

Handwriting practice lines for the word 'his', consisting of two sets of three horizontal lines (top, dashed middle, bottom).




how

Handwriting practice lines for the word 'how', consisting of two sets of three horizontal lines (top, dashed middle, bottom).



just

Handwriting practice lines for the word 'just', consisting of three sets of solid top and bottom lines with a dashed middle line.



know

Handwriting practice lines for the word 'know', consisting of three sets of solid top and bottom lines with a dashed middle line.



let

Handwriting practice lines for the word 'let', consisting of three sets of solid top and bottom lines with a dashed middle line.




live

Handwriting practice lines for the word 'live', consisting of three sets of solid top and bottom lines with a dashed middle line.



may

Handwriting practice lines for the word 'may', consisting of four sets of three horizontal lines (top, middle dashed, bottom).



of

Handwriting practice lines for the word 'of', consisting of four sets of three horizontal lines (top, middle dashed, bottom).



old

Handwriting practice lines for the word 'old', consisting of four sets of three horizontal lines (top, middle dashed, bottom).




once

Handwriting practice lines for the word 'once', consisting of four sets of three horizontal lines (top, middle dashed, bottom).



open

Handwriting practice lines for the word 'open', consisting of two sets of three horizontal lines (top, dashed middle, bottom).



over

Handwriting practice lines for the word 'over', consisting of two sets of three horizontal lines (top, dashed middle, bottom).



put

Handwriting practice lines for the word 'put', consisting of two sets of three horizontal lines (top, dashed middle, bottom).




round

Handwriting practice lines for the word 'round', consisting of two sets of three horizontal lines (top, dashed middle, bottom).



some

Handwriting practice lines for the word 'some', consisting of two sets of three horizontal lines (top, dashed middle, bottom).



stop

Handwriting practice lines for the word 'stop', consisting of two sets of three horizontal lines (top, dashed middle, bottom).



take

Handwriting practice lines for the word 'take', consisting of two sets of three horizontal lines (top, dashed middle, bottom).




thank

Handwriting practice lines for the word 'thank', consisting of two sets of three horizontal lines (top, dashed middle, bottom).



them

Handwriting practice lines for the word 'them', consisting of two sets of three horizontal lines (top, dashed middle, bottom).



then

Handwriting practice lines for the word 'then', consisting of two sets of three horizontal lines (top, dashed middle, bottom).



think

Handwriting practice lines for the word 'think', consisting of two sets of three horizontal lines (top, dashed middle, bottom).




walk

Handwriting practice lines for the word 'walk', consisting of two sets of three horizontal lines (top, dashed middle, bottom).




were



when



Print the pages
Cut the boxes apart
Staple at the corner.



Name: _____

Fix it up!

Correct each sentence for capital letter and punctuation. Rewrite the sentence on the lines.



how old are you

i like to eat watermelon

what did you do on your vacation

who is you best friend

my dog plays catch with me

have fun this summer

Name: _____

Fix it up!

Correct each sentence for capital letter, grammar and punctuation. Rewrite the sentence on the lines.



they likes to eat ice creams

the flower are prety

he go to the forest yesterday


i will wrote her an letter

we is having a lot of fun her

does you like to built sandcastle

Name: _____

A day at the beach



June 12, 2015

Dear Sam,

Yesterday, we went to the beach. Jenny and I played in the sand. We built sandcastles with pebbles on them. We even put flags on them. After that, dad and I played in the water. Jenny didn't like playing in the water, so she stayed with mom.

We spent the whole day there. We had so much fun at the beach. I can't wait to go there next time.

Love,

John

Name: _____

A day at the beach

1. Who wrote the letter?

2. Where did they go?

3. When did they go to the beach?

4. What did John and Jenny build in the sand?

5. Who played in the water?


6. Why mom and Jenny did not go into the water?


7. Who is the letter written to?

Fill with colors.

SUMMER Time

vacation




BBQ FLIP  FLOPS


popsicles

S

CARNIVAL



pool

h  t

SUN
S

watermelon



Name: _____

Name: _____

Write a summer story using some of the words on the previous page.

Draw a picture and write a short title for your summer story.


Title: _____

Handwriting practice lines consisting of multiple sets of solid top and bottom lines with a dashed middle line.

Name: _____

YOUR OPINION

Color the one you like better. Then complete the sentence.



lemonade

or



coconut water


I like

because

Name: _____

YOUR OPINION

Color the one you like better. Then complete the sentence.



popsicle

or



ice cream


I like _____

because _____

Name: _____

YOUR OPINION

Would you rather



or



collect seashells

build sandcastle

I would rather

because

Name: _____

YOUR OPINION

Would you rather



go camping

or



go fishing

I would rather

because

Name: _____

Let's make an ice-cream sundae!

Write the directions on how to make an ice-cream sundae.

First,

Next

Then,

Last,

Draw your sundae.



thank you

Thank you very much for your purchase!

If you have any questions or suggestions, please email us at:

littleachievers.hs@gmail.com

Terms of Use

Each file comes with a limited use license for the original download only. The file is for personal classroom use only.

Copyright © 2016, Little Achievers. All rights reserved.

To share with your colleagues and friends, please purchase additional licenses.

Follow Us!

Facebook Page: [Littleachievers.resources](https://www.facebook.com/Littleachievers.resources)

Pinterest: <http://www.pinterest.com/lachievers/my-tpt-store/>

A big **thanks** to



for their wonderful graphics and fonts.