

Let's LEARN it!

MONTH	
DATES	

WEEK
1

This week we are **ASKING AND ANSWERING** questions about the stories we read.

ask

When you ask a question about a text, it may be helpful to use these question words:

WHO WHAT WHEN WHERE WHY HOW

example: How did Henry feel at the game?

answer

When you answer a question, think about how you know the answer. Can you find the **text evidence** in the story?

example: According to the text, Henry felt happy during the game because he got to play with his friends.

MONDAY

Ask and Answer Questions

NEW SKILL SPIRAL REVIEW
 FICTION NON FICTION

Clara's uncle lived far away. She was getting on a train to visit him. She was excited to see him. She was also excited about riding the train.

Clara ran to her seat. She smiled when she felt the train start to move.

1. Write a question that you can ask where the answer can be found in the text? COMPLETE SENTENCE


2. **CHECK YOUR WORK:**  Color the answer to your question.

TUESDAY

Ask and Answer Questions

NEW SKILL SPIRAL REVIEW
 FICTION NON FICTION

Felipe lived in an apartment with his father. Miss Swan lived right next to them. One day, Felipe noticed Miss Swan leaving. It was a very cold day. She was wearing a coat but she did not have a hat or gloves. Felipe frowned because he was worried. He knew that she would be cold.




1. WHY did Felipe frown? COMPLETE SENTENCE | RESTATE THE QUESTION

2. **CHECK YOUR WORK:**  Color the text evidence that answers the question.

WEDNESDAY *Ask and Answer Questions*

- NEW SKILL
- SPIRAL REVIEW
- FICTION
- NON-FICTION

Roy smiled as he put the plate of cookies on the table. He had worked hard making them. Roy knew that the judge would like them. Roy loved baking. He liked watching people enjoy his food. He was proud when he saw the judge smile.



1. Write a question that you can ask where the answer can be found in the text? COMPLETE SENTENCE

2. **CHECK YOUR WORK:**

Color the answer to your question.

THURSDAY *Ask and Answer Questions*

- NEW SKILL
- SPIRAL REVIEW
- FICTION
- NON-FICTION

Molly stepped onto her porch. It was dark inside. Where was everyone? Molly opened the door. Suddenly, everyone yelled, "Happy birthday!"

Molly was surprised. She was not expecting a birthday party. Molly smiled. She looked around at everyone. This would be a birthday that Molly would never forget.

1. How did Molly feel about the surprise? COMPLETE SENTENCE
RESTATE THE QUESTION

2. **CHECK YOUR WORK:**

Color the text evidence that answers the question.

FRIDAY *Check-in*

1. Why do you think being able to ask questions about a text might be a helpful reading skill? COMPLETE SENTENCE
RESTATE THE QUESTION

2. Why do you think being able to use text evidence to answer questions about a text might be a helpful skill? COMPLETE SENTENCE | RESTATE THE QUESTION

3. How confident are you in your skills of asking and answering questions about a text?

- I NEED A LOT MORE PRACTICE. I NEED A LITTLE MORE PRACTICE. I AM PRETTY GOOD AT IT.

Let's LEARN it!

MONTH	
DATES	

WEEK
2

This week we are noticing how **CHARACTER'S FEEL** in stories.

We do this because:

- It helps us understand the character.
- It helps us understand why characters make important decisions in a story.
- It helps the reader get attached to the story.

HOW DO YOU THINK THE CHARACTER FEELS?

WHAT IS THE CHARACTER SAYING?

WHAT DOES THE CHARACTER LOOK LIKE IN THE PICTURE?

HOW IS THE CHARACTER ACTING?

HOW WOULD YOU FEEL IF YOU WERE THE CHARACTER?

MONDAY *Character Feelings*

<input checked="" type="checkbox"/> NEW SKILL	<input type="checkbox"/> SPIRAL REVIEW
<input checked="" type="checkbox"/> FICTION	<input type="checkbox"/> NON FICTION

Tears ran down Tom's face. He felt very sad. Jo Jo had been his dog for nine years. Gently, Tom placed Jo Jo's leash up on the top shelf in his bedroom.

Tom felt his dad's hand on his shoulder. It was time to say good-bye to Jo Jo.

1. Describe how Tom feels. COMPLETE SENTENCES

2. **CHECK YOUR WORK:**  Color the text that helps you know how Tom feels.

TUESDAY *Character Feelings*

<input checked="" type="checkbox"/> NEW SKILL	<input type="checkbox"/> SPIRAL REVIEW
<input checked="" type="checkbox"/> FICTION	<input type="checkbox"/> NON FICTION

It was a big day for Kunto. It was time for her to help get water from the well. The water well was one mile away.

Kunto was excited to go with her sisters. She felt happy to help with such a big job. She smiled as she walked on the path.

1. Describe how Kunto feels. COMPLETE SENTENCES

2. **CHECK YOUR WORK:**  Color the text that helps you know how Kunto feels.

WEDNESDAY *Character Feelings*

NEW SKILL SPIRAL REVIEW
 FICTION NON FICTION

Finn was at the playground. She saw a lot of kids looking at something. She got closer and saw that it was a cat. It looked scared. The kids were teasing it.

Finn wanted the help. She yelled, "Get away!"

The kids all turned to look at her. Then the cat quickly snuck away.

1. Describe how Finn feels. COMPLETE SENTENCES


2. **CHECK YOUR WORK:** 

Color the text that helps you know how Finn feels.

THURSDAY *Character Feelings*

NEW SKILL SPIRAL REVIEW
 FICTION NON FICTION

Ty's mother was a doctor. She always worked at night. This was hard for Ty. He never got to see her before bed. On the nights that she was away, he always stayed awake and thought about her. He just wanted to see her.



1. Describe how Ty feels. COMPLETE SENTENCES

2. **CHECK YOUR WORK:** 

Color the text that helps you know how Ty feels.

FRIDAY *Check-in*

1. Why do you think noticing how a character feels might be a helpful reading skill?

COMPLETE SENTENCE | RESTATE THE QUESTION

2. Describe how the illustrations in a story can help you understand how a character feels.

COMPLETE SENTENCE

3. How confident are you in your skills of noticing a character's feelings in a story?

I NEED A LOT MORE PRACTICE.

I NEED A LITTLE MORE PRACTICE.

I AM PRETTY GOOD AT IT.

Let's LEARN it!

MONTH _____
DATES _____

WEEK
1

This week we are **ASKING AND ANSWERING** questions about the stories we read.

ask

When you ask a question about a text, it may be helpful to use these question words:

WHO WHAT WHEN WHERE WHY HOW

example: How did Henry feel at the game?

answer

When you answer a question, think about how you know the answer. Can you find the **text evidence** in the story?

example: According to the text, Henry felt happy during the game because he got to play with his friends.

MONDAY Ask and Answer Questions

NEW SKILL SPIRAL REVIEW
 FICTION NON FICTION

Clara's uncle lived far away. She was getting on a train to visit him. She was excited to see him. She was also excited about riding the train.

As Clara got on the train, she quickly walked to her seat. It would be hard to sit. Clara felt energy all over her body, and she knew that it was because she was so happy.

1. Write a question that you can ask where the answer can be found in the text? COMPLETE SENTENCE


2. **CHECK YOUR WORK:**  Color the answer to your question.

TUESDAY Ask and Answer Questions

NEW SKILL SPIRAL REVIEW
 FICTION NON FICTION

Felipe lived in an apartment with his father. There was one neighbor on his floor named Miss Swan, and she was his favorite.



One day after school, Felipe noticed Miss Swan leaving her apartment to walk to the market. It was a very cold day, and she had only a coat. She did not have a hat or gloves. Felipe frowned at the thought of her being outside without those warm items.



1. WHY did Felipe frown? COMPLETE SENTENCE | RESTATE THE QUESTION


2. **CHECK YOUR WORK:**  Color the text evidence that answers the question.

The diagram represents the floor of a rectangular closet.




What is the TOTAL area of the floor of the closet?

A movie ends at the time shown on the clock.



The movie was 90 minutes long. What time did the movie begin?

Look at the pencil and ruler.



What is the length of the pencil to the nearest inch?

Emily is selling candy bars outside the mall for a fundraiser. On Saturday she sold 552 candy bars. On Sunday he sold 487 candy bars. How many more candy bars are sold on Saturday than Sunday?

Which one of these quadrilaterals ALWAYS has four sides of equal length?

- A. trapezoid
- B. rectangle
- C. rhombus
- D. parallelogram

An equation is shown.

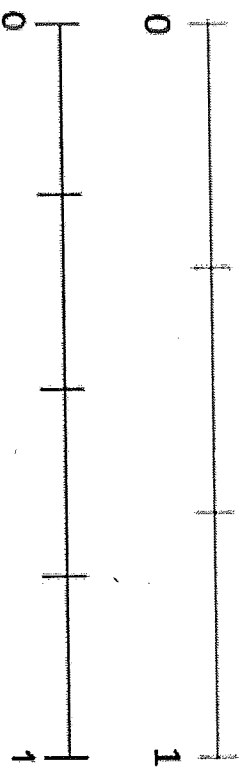
$$8 \times \underline{\quad} = 56$$

What is the missing number that makes the equation true?



Which of these is the BEST estimate for the mass of a paperclip?

- A. 1 gram
- B. 10 grams
- C. 1 kilogram
- D. 10 kilograms

Point P has a value of $\frac{2}{3}$. Decide which number line should be used to properly represent Point P, then draw Point P on that number line.




The diagram represents the floor of a rectangular closet.



What is the **TOTAL** area of the floor of the closet?

20 square meters

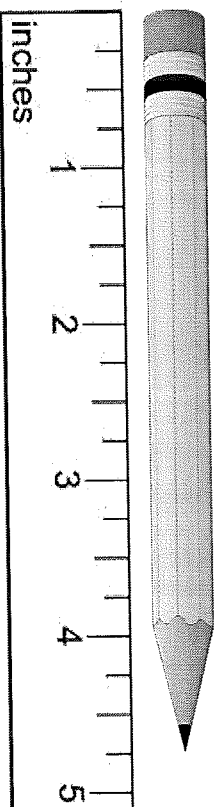
A movie ends at the time shown on the clock.



The movie was 90 minutes long. What time did the movie begin?

1:15

Look at the pencil and ruler.





What is the length of the pencil to the nearest inch?

5 inches

Emily is selling candy bars outside the mall for a fundraiser. On Saturday she sold 552 candy bars. On Sunday he sold 487 candy bars. How many more candy bars are sold on Saturday than Sunday?

65 candy bars

<p>Which one of these quadrilaterals ALWAYS has four sides of equal length?</p> <p>A. trapezoid B. rectangle <input checked="" type="radio"/> C. rhombus D. parallelogram</p>	<p>An equation is shown.</p> $8 \times \underline{\quad} = 56$ <p>What is the missing number that makes the equation true?</p> <p style="text-align: center;">7</p>
<p>Which of these is the BEST estimate for the mass of a paperclip?</p> <p><input checked="" type="radio"/> A. 1 gram B. 10 grams C. 1 kilogram D. 10 kilograms</p>	<p>Point P has a value of $\frac{2}{3}$. Decide which number line should be used to properly represent Point P, then draw Point P on that number line.</p> <div style="display: flex; justify-content: space-around; align-items: flex-start;"> <div style="text-align: center;">  <p>0 1</p> </div> <div style="text-align: center;">  <p>0 1</p> </div> </div>